



VF Ukraine Group 1Q 2023 Results

Presented by VF Ukraine

May 24, 2023



Disclaimer

For the purposes of this important information and disclaimer, the presentation shall mean and include the slides, oral presentation of the slides by Private Joint Stock Company “VF Ukraine” (hereinafter - the “Company”, and jointly with its subsidiaries - the “Group”), or any person on its behalf, any question-and-answer session that follows the oral presentation, hard copies of this document, and any materials distributed in connection with the presentation.

THIS PRESENTATION IS NOT AN OFFER OR SOLICITATION OF AN OFFER TO BUY OR SELL SECURITIES. IT IS SOLELY FOR USE AT INVESTOR PRESENTATION AND IS PROVIDED FOR INFORMATION PURPOSES ONLY. THIS PRESENTATION DOES NOT CONTAIN ALL THE INFORMATION THAT IS CONSIDERED MATERIAL TO THE INVESTOR. BY ATTENDING THE PRESENTATION OR BY READING THE PRESENTATION SLIDES YOU ACKNOWLEDGE AND AGREE TO BE BOUND AS FOLLOWS:

This presentation is intended to provide a general overview of the Group’s business and does not purport to deal with all aspects and details regarding the Group. The information contained herein is effective only as of the date of the presentation and is subject to further verification and amendment in any way without liability or notice to any person. The contents of this presentation have not been verified by or on behalf of the Company, or any of its advisers, or by any independent third party. Accordingly, neither the Group nor any of its affiliates, directors, officers, employees, or advisers do not make any representation or warranty, express or implied, as to, and no reliance shall be placed on the fairness, accuracy, or completeness of the information contained in this presentation, or on the views given or implied. None of the foregoing shall have any liability whatsoever for any errors, omissions, or any loss, arising, directly or indirectly, from any use of this information, or its contents, or otherwise, arising in connection herewith.

This presentation does not constitute or form a part of any advertisement of securities, any offer, or invitation to sell or issue, or any solicitation of any offer to purchase or subscribe for any securities in any jurisdiction, any form of financial opinion, recommendation or investment advice with respect to any securities, nor shall the undue reliance be placed on it, or any part of it, or the fact of its presentation, or distribution in connection with any investment decision. No reliance shall be placed for any purpose whatsoever on the information contained in this presentation, or any other materials discussed verbally, or on its completeness, accuracy, or fairness.

This presentation is strictly confidential to the recipient and shall not be distributed to the press or any other person, and shall not be reproduced in any form. Failure to comply with this restriction may constitute a violation of applicable securities laws. Misuse of some or all of the information contained in this document (and any other information which may be provided to the recipient) or of any other confidential matters, relating to a possible securities offering may constitute behavior qualified as market abuse and a breach of applicable laws. Any such information is given in confidence. All confidentiality obligations stated in this disclaimer will be in force indefinitely as of the date upon the recipient’s receiving of the presented document.

Certain information contained in this presentation constitutes forward-looking statements. The forward-looking statements include potential for future growth, liquidity, capital resources and capital expenditures, growth in demand for products, economic outlook and industry trends, development of markets, the impact of regulatory initiatives and the strength of competitors. The forward-looking statements in this presentation are based upon various assumptions, many of which are based, in turn, upon further assumptions, including without limitation, management’s examination of historical operating trends, data contained in the Company’s records and other data available from third parties. These assumptions are inherently subject to significant uncertainties and contingencies which are difficult or impossible to predict and are beyond its (the Company’s)? control and these expectations, beliefs or projections may not be achieved or accomplished.

CONTINUED ON THE NEXT SLIDE



Disclaimer

CONTINUED FROM THE PREVIOUS SLIDE

In addition, important factors that the Company believes could cause actual results to differ materially from those discussed in the forward-looking statements, include the achievement of the anticipated levels of profitability, growth, cost and its recent acquisitions, the impact of competitive pricing, the ability to obtain necessary regulatory approvals, and the impact of general business and global economic conditions. Past performance should not be taken as an indication or guarantee of future results, and no representation or warranty, express or implied, is made regarding future performance. These forward looking statements speak only as of the date they are made, and none of the Company, the advisers or any of their respective members, directors, officers, employees, agents or advisers intend or have any duty or obligation to supplement, amend, update, or revise any of the forward-looking statements contained in this presentation, or to reflect any change in the Company's expectations with regard thereto, or any change in events, conditions, or circumstances on which any of such statements are based, or to update, or to keep current any other information contained in this presentation.

This presentation is not directed to, or intended for distribution to, or used by, any person or entity that is a citizen or resident of, or located in, any locality, state, country, or other jurisdiction where such distribution or use would be contrary to law or regulation, or which would require any registration or licensing within such jurisdiction. The securities have not been, and will not be, registered under the U.S. Securities Act of 1933, as amended (the "Securities Act"), or the securities laws of any state or other jurisdiction of the United States, and such securities may not be offered or sold within the United States, or to, or for the account or benefit of U.S. persons, except to qualified institutional buyers ("QIBs") in reliance on the exemption from registration provided by Rule 144A under the Securities Act ("Rule 144A") that are also qualified purchasers ("QPs") within the meaning of Section 2(A)(51) of the U.S. Investment Company Act of 1940, and to certain non-U.S. persons in "offshore transactions" in reliance on Regulation S under the Securities Act. Accordingly, this presentation is being provided only to persons that are (i) QIBs that are also QPs or (ii) non-U.S. persons outside the United States in accordance with Regulation S under the Securities Act. By accepting this information, you warrant that you are (i) a non-U.S. person outside the United States (within the meaning of Regulation S) or (ii) a QIB that is also a QP. No public offering of the securities will be made in the United States of America or in any other jurisdiction where such an offering is restricted or prohibited. Any failure to comply with this restriction may constitute a violation of United States securities laws.

This presentation is made to and is directed only at persons in the United Kingdom having professional experience in matters relating to investments who fall within the definition of "investment professionals" in Article 19(5) of the Financial Services and Markets Act 2000 (Financial Promotions) Order 2005, and to those persons to whom it can otherwise lawfully be distributed.

In addition, this presentation is only directed at, and being distributed in the European Economic Area ("EEA"), to persons who are "qualified investors" within the meaning of Article 2(e) of Regulation (EU) 2017/1129.



Solid track records in 1Q2023

Changes in key indicators

	UAH			USD		
	1Q 2022	1Q 2023	↑↓	1Q 2022	1Q 2023	↑↓
Revenue, mln	5,183	5,103	-2%	182	140	-23%
OIBDA, mln	2,937	2,845	-3%	103	78	-24%
OIBDA, %	56.7%	55.8%	-0,9	56.7%	55.8%	-0,9
Net profit, mln	515	1,037	+101%	18	28	+57%
CAPEX, mln	376	1,246	+231%	13	34	+159%
ExRate UAH/USD, average				28.55	36.57	+28%

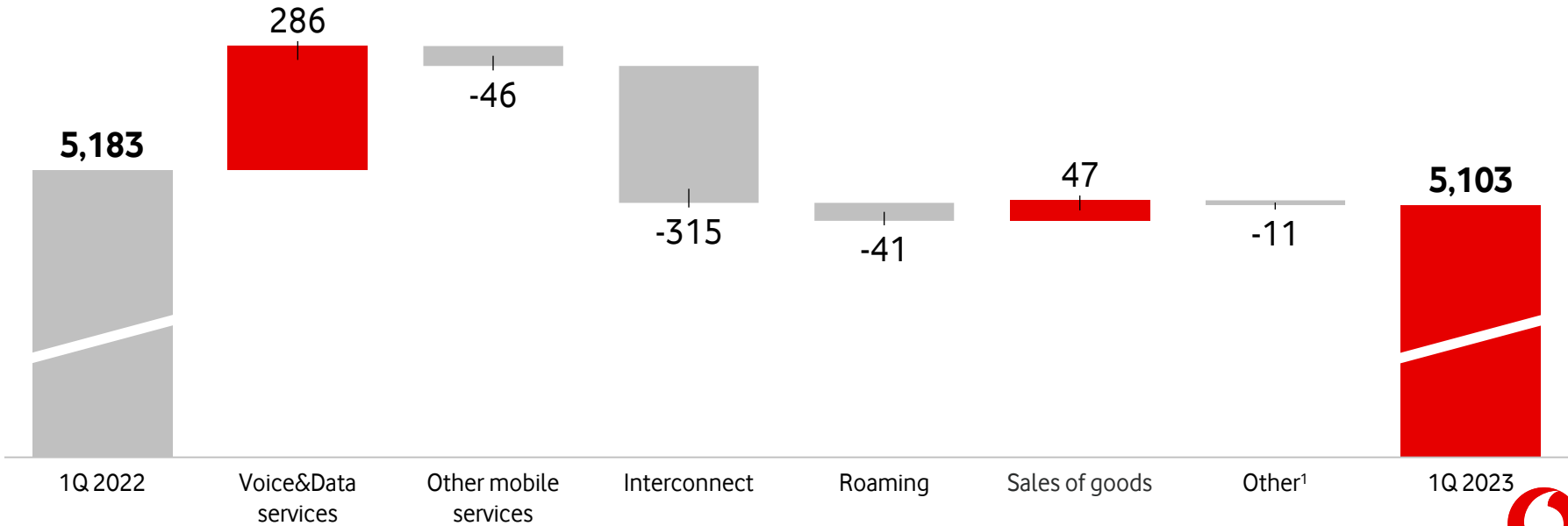


Group performance

Group revenue: factor analysis

(UAH, mln)

-2% YoY



Group performance

Group OIBDA: factor analysis

(UAH, mln)

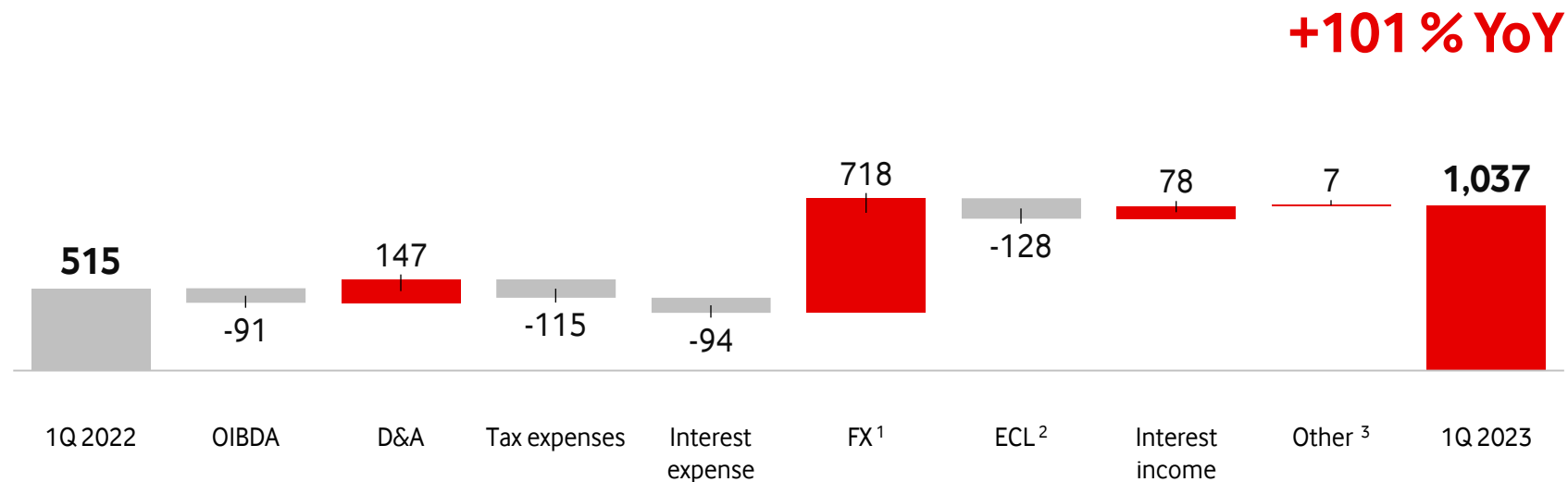
-3% YoY



Group performance

Group net profit: factor analysis

(UAH, mln)



FX ¹	bop		eop	↑↓
	1Q 2022	1Q 2023		
	27.28	36.57	29.25	1.07
			36.57	-

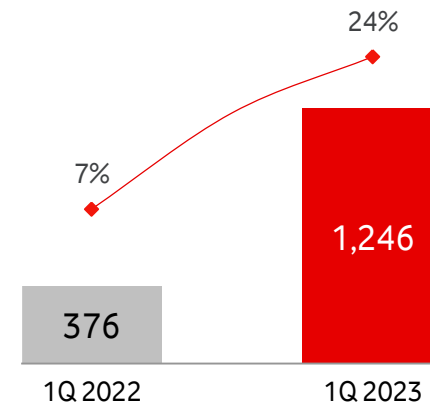
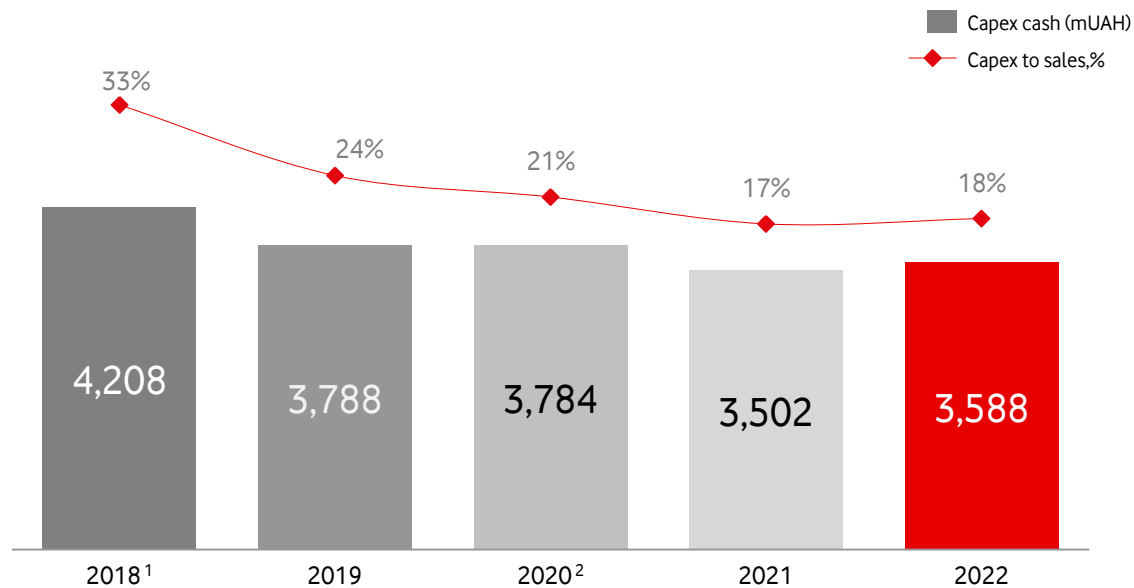
² ECL - allowance for expected credit losses on cash and cash equivalents balances

³ Other includes reversal of impairment of property and equipment due to military actions



Group CAPEX

CAPEX dynamic



¹ Excluding the costs of UAH 2,433 million related to the purchase of 4G licenses in 2018

² Excluding the costs of UAH 267 million related to the purchase of spectrum licenses in 2020



Capitalization

Debt profile

- On February 5, 2020 the Group successfully issued debut Eurobonds: a 5-year tranche in the amount of USD 500 million with a coupon rate of 6.2%
- Maximum consolidated leverage ratio for the period ending before (and including) February 11, 2022 had to be 2,75 and 2,5 for any other period. On September 3, 2021 the Group entered into the covenant change agreement, allowing to pay out dividends and other restricted payments, ensuring that there is no Event of Default and the Consolidated leverage ratio is not 2x exceeded as a result of such payments
- As of December 31, 2022 the total face amount of Eurobonds pay off was USD 100,1 million
- In February 2023 the Group made interest payment under the terms of the Loan Agreement

Credit ratings as of March 31, 2023

Fitch	CCC
S&P	CCC+

As of March 31, 2023

	USD, mln	UAH, mln	Sensitivity to a possible change in USD exchange rates	
			UAH, mln	UAH, mln
			+20%	+30%
		36.57	43.88	47.54
Cash, cash equivalents and deposits ¹ <i>(incl. government bonds)</i>	224	8,198	9,169	9,654
Total debt	516	18,866	22,075	23,679
Notes payable ² <i>(Eurobond issue, principal)</i>	394	14,419	17,302	18,744
Notes payable <i>(Eurobond issue, %)</i>	3	123	148	160
Other debt <i>(Lease obligations (under IFRS 16))</i>	119	4,324	4,625	4,775
Net debt	292	10,668	12,906	14,025
OIBDA ³	326	11,186	11,073	11,017
Net Debt/OIBDA	0.9x	0.95x	1.2x	1.3x

¹ Structure: 40,8 % UAH; 42 % USD; 17.2% EUR

² Fair value (according to the FS under IFRS used by standard 9 “Financial instruments”) was initially recognized as face amount less transaction costs that were directly attributable to the issue (~USD16mln)

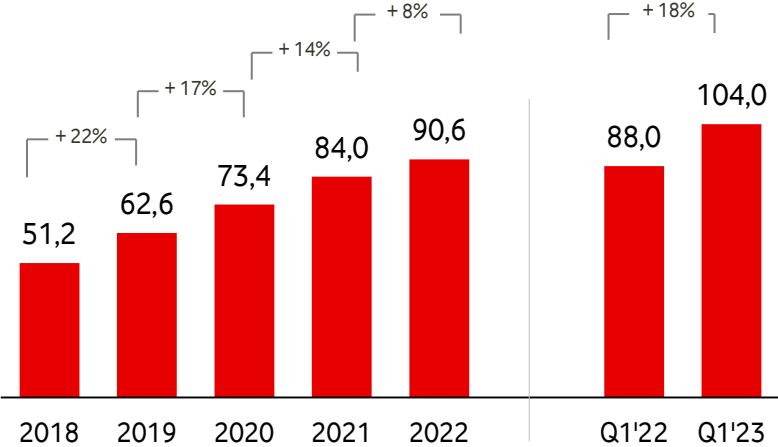
³ OIBDA = EBITDA (average LTM NBU exchange rate for 1Q 2023 was 33.34 UAH/USD)



Mobile Business Operational Performance (ARPU & Customer base)

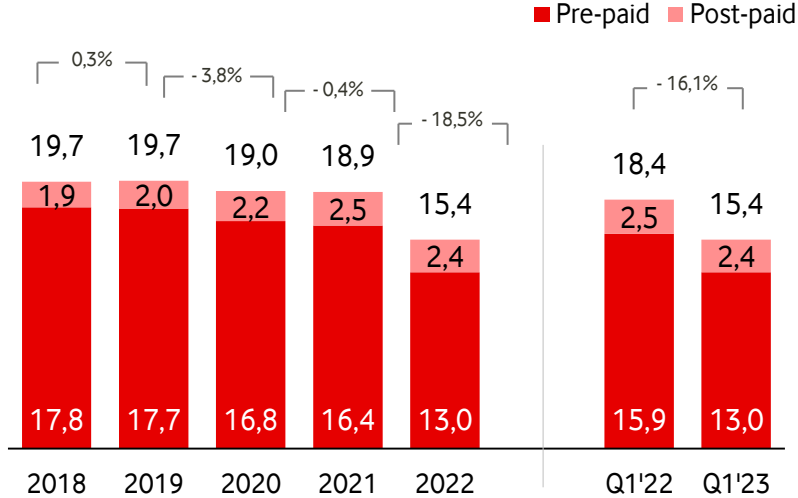
ARPU evolution (UAH)

Q1'23 vs Q1'22 ↑ 18,2% / UAH 16,0



Customer base, EoP (mln)

Q1'23 vs Q1'22 ↓ -16,1% / (2,95) mln



The Russia-Ukraine conflict caused mass migration of the Ukrainians abroad, which significantly influenced the customer base. The main War Factors were: customer migration abroad; lost customers in the hostilities zone and Vodafone network outage in the occupied territories.



Billing digital transformation has started in 1Q 2023

PrJSC “VF Ukraine” in partnership with Amdocs Ltd. has signed the Agreement for the Billing digital transformation program.



The program vision:

Innovation at scale to transform BSS platforms and processes of the operator into digital real-time convergent system for all customers, services and businesses of the “VF Ukraine” group



Customer value:

Increase of customer satisfaction with personalized offerings connected with 360 customer knowledge and ever fastest delivery of new products to the market



Program timeline:

The delivery of the program started in 1Q 2023 in accordance to 5 years contract with Amdocs for turn-key implementation of the new digital BSS solution and further solution support



Amdocs Ltd. was selected by Vodafone Ukraine to further harmonize, automate and modernize its Billing System.

Amdocs is one of the world's leading providers of software and services, empowering service providers to accelerate their migration to the cloud, enable them to differentiate in the 5G era, and digitalize and automate their operations.

The Company cooperates with around 400 communications service provider customers in approximately 90 countries.

Vodafone Ukraine continues to invest in a development of fundamental technological and IT infrastructure.





Together we can